

ONEAC® ON Series® Power Conditioned UPS: For some, conventional UPSs are “good enough.” But many find ordinary protection measures inadequate. Others face performance expectations with no tolerance for downtime. ON Series Power Conditioned UPSs are engineered to satisfy these demanding applications.

Ultimate assurance of system reliability

All UPS makers acknowledge the broad range of power disturbances that compromise system reliability. And all address them to some degree.

But here’s the difference — ONEAC’s proprietary low-impedance, transformer based, power conditioning technology eliminates power problems entirely. ONEAC provides greater assurance of system reliability and a level of protection that even the highest quality surge suppressor and filter technology cannot match.

Scalable runtime

Simply add batteries to extend runtime. We start with premium quality batteries. Thermally isolate them for maximum life. And employ unique charging circuitry attuned to the specific battery characteristics of each model. This speeds recovery and minimizes stress on batteries. Automatic monitoring of battery condition ensures readiness and gives plenty of warning when replacement is recommended. And our convenient battery pack allows replacement in under a minute, without tools, without training, without downtime, and without risk.

Versatile design conserves valuable workspace

The ON Series fits comfortably alongside your electronic equipment in either a vertical, horizontal or rackmount orientation. The compact design of the ON Series UPS conserves valuable workspace.

Proven durability, backed by a 5-year warranty

The ON Series UPSs’ robust design is impervious to the harshest electrical environments. Designed and manufactured under ISO9001 quality procedures, ON Series UPSs are exceptionally reliable. With an average mean-time-between-failure more than twice as long as leading competitors. No surprise, then, that we back our UPSs with greater confidence — 5 years on all power and control systems, 2 years on the battery sub-system.



- **Isolation transformer-based, line-interactive topology**
- **Intelligent communications:** for advanced diagnostics & remote management (RS232 standard, optional USB and SNMP available).
- **Includes MopUPS® software and cable:** for network shutdown and remote management.
- **Small footprint:** compact, slim-line design conserves valuable space.
- **Comprehensive, user-friendly front-panel display:** simply rotate the display for easy viewing in all mounting orientations.
- **Flexible mounting options:** vertical, horizontal or 19” two-post center mount or four-post rackmountable (with 23” rackmount option available).
- **Hot-swap, user-replaceable battery:** minimizes cost and downtime
- **Scalable runtime:** simply add batteries to extend runtime
- **Full-time, low-impedance isolating transformer:** eliminates all power contaminants
- **Sinusoidal waveform:** supports even the most sensitive loads
- **ONBoost®:** compensates for momentary voltage drops, conserves batteries
- **Automatic self-test:** ensures battery and system readiness
- **Agency approvals:** UL, cUL, CSA, CE
- **5-Year warranty on the UPS (2-year warranty on batteries):** the best assurance of product quality and performance in the industry
- **Free 24-hour technical support**

ON Series Power Conditioned UPS: Runtime Specifications

ON700	Internal Battery	1 Battery	2 Batteries	3 Batteries	4 Batteries	5 Batteries	6 Batteries	7 Batteries	8 Batteries
	Hr:min	Hr:min	Hr:min	Hr:min	Hr:min	Hr:min	Hr:min	Hr:min	Hr:min
10% load	2:42	14:44	30:13	47:58	67:30	88:31	110:50	134:17	158:47
20% load	1:27	7:52	16:07	25:36	36:01	47:14	59:09	71:40	84:44
30% load	0:57	5:09	10:33	16:45	23:35	30:55	38:43	46:55	55:28
40% load	0:41	3:44	7:40	12:10	17:07	22:27	28:06	34:03	40:16
50% load	0:32	2:53	5:55	9:24	13:14	17:21	21:44	26:20	31:08
60% load	0:26	2:20	4:47	7:35	10:40	14:00	17:31	21:14	25:06
70% load	0:21	1:56	3:58	6:18	8:52	11:38	14:34	17:38	20:52
80% load	0:18	1:39	3:23	5:21	7:32	9:53	12:23	15:00	17:44
90% load	0:16	1:26	2:55	4:38	6:32	8:33	10:43	12:59	15:21
100% load	0:14	1:15	2:34	4:04	5:44	7:31	9:24	11:24	13:29

Calculated run times for ON700XAU and ON700XIU UPSs full load = 700VA

ON1000	Internal Battery	1 Battery	2 Batteries	3 Batteries	4 Batteries	5 Batteries	6 Batteries	7 Batteries	8 Batteries
	Hr:min	Hr:min	Hr:min	Hr:min	Hr:min	Hr:min	Hr:min	Hr:min	Hr:min
10% load	2:00	10:51	22:14	35:19	49:42	65:10	81:35	98:52	116:54
20% load	1:00	5:26	11:08	17:40	24:51	32:36	40:49	49:27	58:28
30% load	0:38	3:27	7:05	11:15	15:49	20:45	25:59	31:29	37:13
40% load	0:27	2:28	5:04	8:02	11:18	14:50	18:34	22:30	26:36
50% load	0:21	1:53	3:52	6:09	8:39	11:21	14:13	17:13	20:21
60% load	0:17	1:31	3:06	4:55	6:56	9:05	11:23	13:47	16:18
70% load	0:14	1:15	2:34	4:04	5:44	7:31	9:24	11:24	13:29
80% load	0:12	1:04	2:10	3:27	4:51	6:22	7:58	9:39	11:25
90% load	0:10	0:55	1:52	2:59	4:11	5:29	6:52	8:20	9:51
100% load	0:09	0:48	1:38	2:36	3:40	4:48	6:01	7:18	8:37

Calculated run times for ON1000XAU and ON1000XIU UPSs full load = 1000VA

ON1500	Internal Battery	1 Battery	2 Batteries	3 Batteries	4 Batteries	5 Batteries	6 Batteries	7 Batteries	8 Batteries
	Hr:min	Hr:min	Hr:min	Hr:min	Hr:min	Hr:min	Hr:min	Hr:min	Hr:min
10% load	1:27	8:31	17:39	28:10	39:45	52:13	65:27	79:22	93:54
20% load	0:40	3:56	8:09	13:00	18:21	24:6	30:13	36:38	43:21
30% load	0:25	2:25	5:01	8:01	11:19	14:51	18:37	22:35	26:43
40% load	0:17	1:42	3:32	5:38	7:57	10:26	13:05	15:51	18:46
50% load	0:13	1:17	2:40	4:16	6:01	7:54	9:54	12:00	14:12
60% load	0:10	1:01	2:07	3:23	4:47	6:17	7:52	9:32	11:17
70% load	0:09	0:51	1:45	2:47	3:56	5:10	6:28	7:51	9:17
80% load	0:07	0:43	1:28	2:21	3:19	4:21	5:27	6:37	7:50
90% load	0:06	0:37	1:16	2:01	2:51	3:45	4:42	5:41	6:44
100% load	0:05	0:31	1:04	1:42	2:24	3:09	3:57	4:48	5:40

Calculated run times for ON1500XAU and ON1500XIU UPSs full load = 1440VA

Due to application specific conditions, your actual run time may be different.

ON2000XAU	Internal Battery	1 Battery	2 Batteries	3 Batteries	4 Batteries	5 Batteries	6 Batteries	7 Batteries	8 Batteries
	Hr:min	Hr:min	Hr:min	Hr:min	Hr:min	Hr:min	Hr:min	Hr:min	Hr:min
10% load	1:14	4:36	8:45	13:28	18:38	24:10	30:2	36:11	42:36
20% load	0:40	2:28	4:42	7:14	10:00	12:59	16:8	19:26	22:53
30% load	0:26	1:37	3:05	4:45	6:34	8:31	10:35	12:45	15:01
40% load	0:19	1:11	2:15	3:27	4:47	6:12	7:42	9:17	10:55
50% load	0:15	0:55	1:44	2:40	3:42	4:48	5:58	7:11	8:27
60% load	0:12	0:44	1:24	2:09	2:59	3:52	4:48	5:48	6:49
70% load	0:10	0:37	1:10	1:48	2:29	3:13	4:00	4:49	5:40
80% load	0:08	0:31	1:00	1:32	2:07	2:44	3:24	4:06	4:49
90% load	0:07	0:27	0:52	1:19	1:50	2:22	2:57	3:33	4:11
100% load	0:06	0:24	0:45	1:10	1:36	2:05	2:35	3:07	3:40

Calculated run times for ON2000XAU UPS full load = 1920VA

ON2000XIU	Internal battery	1 Battery	2 Batteries	3 Batteries	4 Batteries	5 Batteries	6 Batteries	7 Batteries	8 Batteries
	Hr:min	Hr:min	Hr:min	Hr:min	Hr:min	Hr:min	Hr:min	Hr:min	Hr:min
10% load	1:12	4:27	8:29	13:02	18:02	23:23	29:04	35:01	41:14
20% load	0:38	2:22	4:31	6:57	9:37	12:28	15:29	18:39	21:58
30% load	0:25	1:33	2:57	4:33	6:17	8:09	10:08	12:12	14:22
40% load	0:18	1:08	2:09	3:18	4:34	5:55	7:21	8:51	10:26
50% load	0:14	0:52	1:39	2:33	3:32	4:34	5:41	6:51	8:04
60% load	0:11	0:42	1:20	2:03	2:51	3:41	4:35	5:31	6:30
70% load	0:09	0:35	1:07	1:42	2:22	3:04	3:48	4:35	5:24
80% load	0:08	0:30	0:57	1:27	2:00	2:36	3:14	3:54	4:35
90% load	0:07	0:26	0:49	1:15	1:44	2:15	2:48	3:22	3:58
100% load	0:06	0:23	0:43	1:06	1:32	1:59	2:28	2:58	3:29

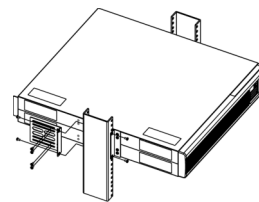
Calculated run times for ON2000XIU International UPS full load = 2000VA

Options available:

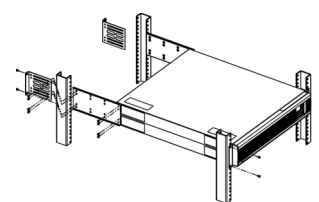
Part Number	Description
AK-MUN2-0	ManageUPS [®] NET SNMP/Web/Telnet interface card
ONXBCU-417	External extended run battery cabinet - (4) 12 V, 17 AH
ONBP-405	Replacement internal battery pack**
ONXBCU-417R	Replacement extended run battery cabinet
CK-ONEPLUS	ONEPLUS [™] Y-cable kit to share one comm port with two computers
CK-7USB	Serial RS232 to USB converter cable
CA-9F+	12 foot serial communication cable
23RM-EXT-2U	23 inch rack extender kit*
5YONBP-405	5-year extended warranty for internal battery
5YONXBCU-417	5-year extended warranty for external battery

* Two rack kits required for the ON2000 UPS.

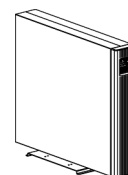
**Two packs required for the ON2000 UPS.



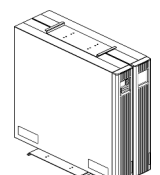
2-Post Rackmount



4-Post Rackmount



Vertical Floor Standing



Vertical Floor Standing with battery

ON Series Power Conditioned UPS: Specifications

Performance Characteristics

Power Conditioning

ONEAC's unique power conditioning architecture provides superior protection against the full range of power line disturbances. Components include:

Full output isolation: ONEAC's proprietary transformer design integrates power conditioning magnetics and voltage conversion magnetics in a single compact unit. Provides superior protection against lightning and other high energy surges.

Virtual Kelvin Ground[®]: Eliminates the full spectrum of conducted power line noise (from 50 kHz to 10 MHz) in all modes, reduces the effect of electrostatic discharge (ESD) and provides an exceptionally clean signal reference ground for electronic systems.

Communications

Basic mode provides standard protocols recognized by UPS monitoring software native to Windows NT/2000/XP, NetWare and Novell 5.x, 6.x operating systems.

Advanced mode uses ONEAC's content-rich protocol to communicate with ONEAC's MopUPS[®] family of UPS monitoring software for NetWare, Windows, a full catalog of UNIX operating systems and SNMP.

Global Approvals

Models for North America are FCC Class A certified and listed under UL1778 and CSA22.2 safety standards. Models for Europe carry the CE marks and are tested under the following standards: IEC62040-2 class B, EN61000-3-2, EN61000-3-3, EN61000-4-2, EN61000-4-3, EN61000-4-4, EN61000-2-2.

Performance Characteristics

Nominal input voltage: 120 VAC, 60 Hz, 230 VAC, 50/60 Hz

Surge voltage withstand capability: ANSI/IEEE C62.41 Category A&B, 6 kV/200 & 500 Amp, 100 kHz ringwave

Surge voltage let-through (max): less than 10 V Normal mode (L-N), less than 0.5 V Common mode (N-G) when subjected to 6kV ANSI/IEEE C62.41 Cat. A

Normal & common mode clamping response time: Instantaneous

Transfer time (typical/max): < 3.0 / 3.5 milliseconds

On-battery output voltage: sine wave

ONBoost: boosts output voltage 11% above input voltage if between -21% & -15% of nominal

Load power factor range (crest factor): full load .7 to 1.0 (3) — will support smaller loads rated 0.5 to 1.0 (<5)

Batteries: sealed, maintenance-free lead acid with a 3-6 year typical lifetime

Recharge time to 60% available capacity: 4 hours per battery cabinet

UPS MODEL #	UPS ON700	UPS ON1000	UPS ON1500	UPS ON2000	UPS ON2000	UPS ON2000
Part number (60 Hz) (50/60 Hz)	ON700XAU-SN ON700XIU-SN	ON1000XAU-SN ON1000XIU-SN	ON1500XAU-SN ON1500XIU-SN	ON2000XAU-SN ON2000XIU-SN	ON2000XAU-CN	ON2000XAU-TN
Maximum capacity (60 Hz) (volt-amps/watts) (50/60 Hz)	700/490 700/490	1000/700 1000/700	1440/1000 1440/1000	1920/1345 2000/1400	1920/1345 N/A	1920/1345 N/A
Batteries	(4) 12 V, 5 AH	(4) 12 V, 5 AH	(4) 12 V, 5 AH	(8) 12 V, 5AH	(8) 12 V, 5AH	(8) 12 V, 5AH
Typical runtime by system load @ half load @ full load	<i>Due to application specific conditions, your actual run time may be different.</i> 32 min. 21 min. 14 min.			15 min.* 6 min.	15 min.* 6 min.	15 min.* 6 min.
Maximum dimensions (H) - in. (cm)	3.5 (9)	3.5 (9)	3.5 (9)	7 (18)	7 (18)	7 (18)
Maximum dimensions (W) - in. (cm)	17.25 (44)	17.25 (44)	17.25 (44)	17.25 (44)	17.25 (44)	17.25 (44)
Maximum dimensions (D) - in. (cm)	19.5 (50)	19.5 (50)	19.5 (50)	19.5 (50)	19.5 (50)	19.5 (50)
Net weight— lbs. (kg)	55 (25)	55 (25)	61(28)	96 (44)	98 (45)	98 (45)
Ship weight— lbs. (kg)	65 (30)	65 (30)	71 (32)	112 (51)	114 (52)	114 (52)
Input connector (60 Hz) (50/60 Hz)	5-15P IEC 320/C14	5-15P IEC 320/C14	5-15P IEC 320/C14	5-20P IEC 320/C20	5-20P N/A	5-20P N/A
	<i>60 Hz units incl. 6 ft., detached input cord. 50 Hz units incl. IEC 320 M/F detachable output cord(s).</i>					
Output connectors (60 Hz) ^{††} (50/60 Hz)	(8) 5-20R (T [†]) (8) IEC320/C13	(8) 5-20R (T [†]) (8) IEC320/C13	(8) 5-20R (T [†]) (8) IEC320/C13	(8) 5-20R (T [†]) (8) IEC320/C13	(2) L5-20R & (4) 5-20R (T [†])	(4) L5-15R & (4) 5-20R (T [†])

EXTERNAL BATTERY ONXBCU-147**

Battery	(4) 12 V, 17 AH
Dimensions HxWxD - in (cm) -	3.5 (9) x 17.25 (44) x 19.5 (50).
Net Weight - lb (kg) -	75 (34)
Ship Weight - lb (kg) -	85 (39)

* Runtime for ON2000XIU at half load is 14 minutes.

** Additional runtime will depend on number of battery packs and load.

† "T-slot" output connector will accept either 5-15P or 5-20P plugs.

†† Additional receptacle options may be available, call ONEAC factory for details.

ONEAC is a UL/BSI registered corporation — Certification No. A2900



ONEAC, ON Series, ONBoost, Virtual Kelvin Ground, ManageUPS and MopUPS are registered trademarks and ONEPLUS is a trademark of ONEAC. All other trademarks, product and corporate names are the property of their respective owners.

(800) 327 8801 OPT. 2 in USA AND CANADA

+44 (0) 2380 610311 in UK AND EUROPE

27944 N. Bradley Road, Libertyville, IL 60048 Phone 847 816-6000 FAX 847 680-5124

George Curl Way, Southampton, Hampshire SO18 2RY UK FAX +44 (0) 2380 612039